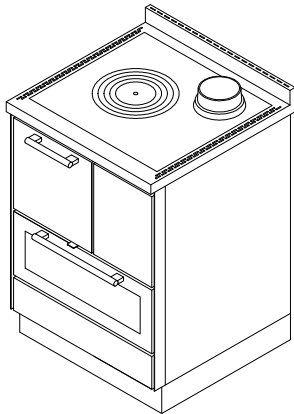
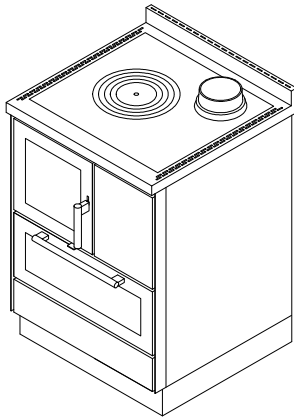


F60**WOOD-COOKERS "NEW CLASSICA"**

mm 600x600xh860

CE EN -12815 certification



Colours:

White, Blue, Green, Grey, Black, Red, Ivory, Rust, Stainless steel

(stainless steel handles D5)

Version Arte 11, 12, 13, 14:

White, Blue, Green, Grey, Black, Red, Ivory, Rust

(choice of knobs: nickel-plated, satin-finished, polished brass)

STANDARD EQUIPMENT:

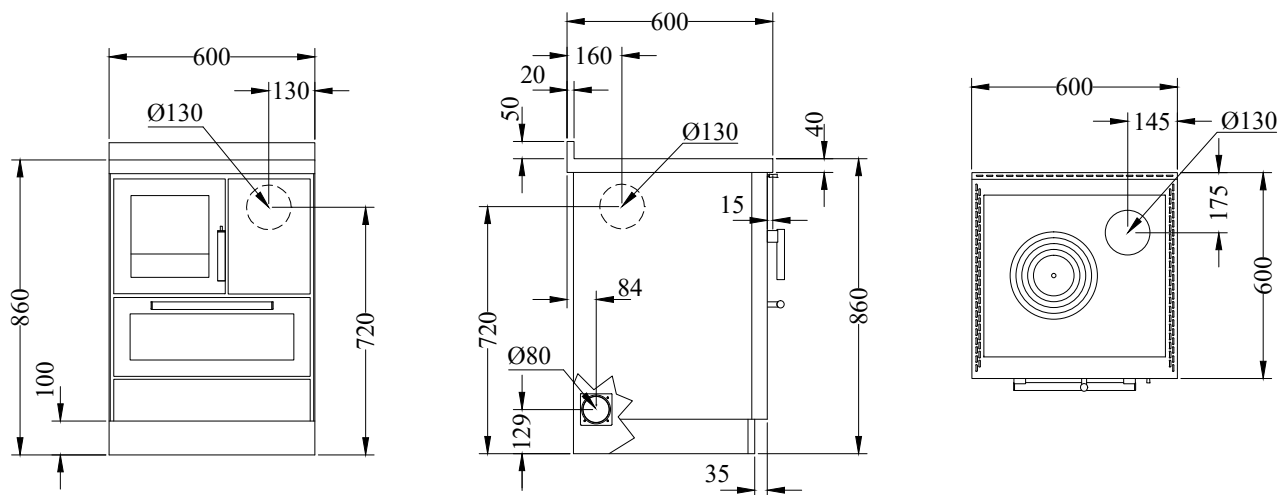
- right or left top flue outlet \varnothing 130 mm
- cast-iron hotplate mm 540x470 with cooking rings set
- oven mm. 350x420xh140 with light and thermometer
- **triple glazed firebox door**
- pair of telescopic pullout for baking pan
- stainless steel fire and oven doors
- stainless steel frame of mm 40 (total height 860 mm) A2-B4
- stainless steel base h. 100 mm height and depth adaptable
- external flue air \varnothing 80 mm

BY REQUEST:

- rear or side flue outlet, right or left \varnothing 130 mm
- black fire and oven doors
- firebox and blind doors
- glass-ceramic hotplate (rear flue only)

OPTIONALS:

- front handrail s.steel or brass, 2 or 3 sides
- heavy-duty radiant hotplate
- stainless steel hotplate cover



Right flue version. Left flue version is symmetrical

DATA SHEET

Nominal heat output: 5.1 kw	Efficiency: 85 %
Max heat output: 6.5 kw	Mean content of CO to 13% O ₂ : 0.08 %
Mean flue gas temperature: 197 C°	Flue gas mass flow: 6.7 g/s
Hearth dimensions (LxPxH): 20x35x21 cm	Average DUST content to 13% O ₂ : 25.6 mg/Nm ³
Fill opening (LxH): 20x18 cm	External flue air: \varnothing 80 mm
Flue depression: mbar 0.12	Net weight/packaging included: kg 180/195